



Literacy Connections



Start at Home Guide

How to read effectively with your child, support literacy skills and encourage a love of learning



Designed for parents and caregivers of children aged 2–10

This Guide is on loan as part of the Literacy Connections Start at Home Kit. Please ensure that you also have the:

- Literacy Connections Video
- Ideas for Reading at Home Handout
- Participant Evaluation Form

This resource is on loan from:



CLASSROOM CONNECTIONS

Why Is Reading With Children So Important?

Reading to children and with children helps their brains grow and develop so they can learn, succeed in school and reach their full potential in all areas of their lives. It teaches them language skills, builds vocabulary and helps them to interact and communicate with the world around them.

In addition, the time you set aside to read with your children, praise their efforts and share stories helps to strengthen your relationship with them and shows them how special they are. It starts conversation, improves communication and builds the connection between you, helping your child develop a greater sense of security. With security comes greater self-esteem and self-confidence — valuable tools your child will need to go out into the world.

Who Is This Resource for?

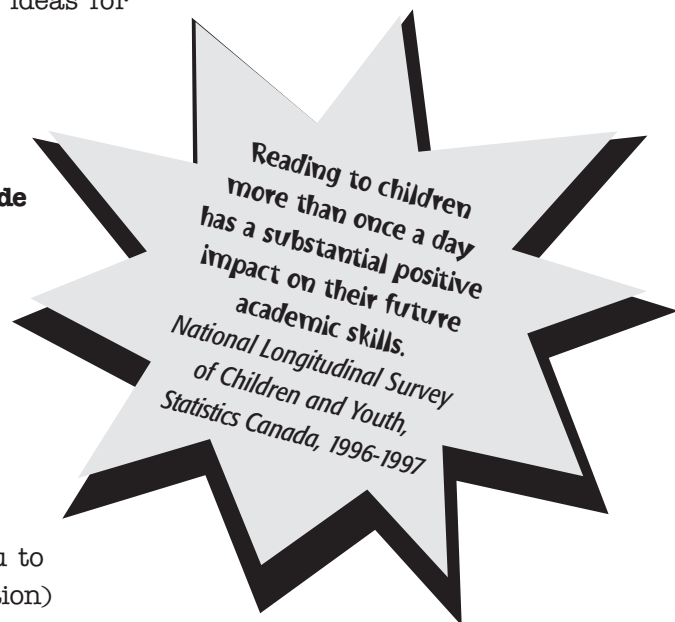
Most of us think that it is a teacher's job to help children learn to read. But families and other caregivers play an equally important role in developing literacy. This guide is for parents, caregivers, family members, tutors and volunteer readers — anyone who wants to help develop literacy skills and a love of reading with the children in their lives.

How Can This Resource Help?

The more involved you are with reading at home, the better chance your children will have to become strong readers and learners. This resource will give you techniques to read effectively with your children. You will learn reading strategies that you can use every day and you will get specific examples to follow. This guide also offers suggestions for choosing books as well as other ideas for supporting literacy in your home.

This Resource Contains:

- the **Literacy Connections Start at Home Guide**
- the **Literacy Connections Video**
- the **Ideas for Reading at Home** handout (yours to keep for reference after you have returned the **Literacy Connections Start at Home Kit**)
- the **Participant Evaluation Form** (for you to complete and return to the lending institution)




How the Program Works

This easy step-by-step guide and video will give you lots of suggestions to help you make the most of reading with the children in your life. You will also hear how other parents, caregivers and children feel about literacy and reading.

This guide explains how and when to watch the video and provides questions for you to think about as you watch. The video features a series of segments that show adults reading to children of different ages. Each segment and the activities that follow demonstrate strategies to encourage literacy and a love of reading.

You will need about one and a half hours to complete the full program. It can be done all at once, or section by section. You can also rewind and watch the segments as many times as you wish.



Look for this symbol to indicate when to watch the video.



This symbol is used to direct you to stop the tape and answer questions on what you have seen.

When you have finished the program, please take a moment to fill out the enclosed **Participant Evaluation Form**, and include your completed form when you return these resources.

Getting Started

Before you begin, please make sure you have all the materials you need.

- Literacy Connections Start at Home Guide**
- Literacy Connections Video**
- TV/VCR
- Ideas for Reading at Home** handout
- Pen/pencil and notebook



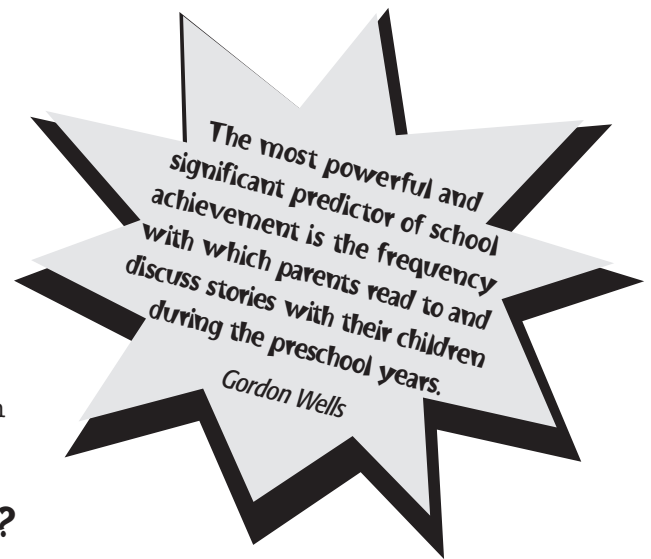
Reading Aloud

What Is Reading Aloud?

Reading aloud is simply taking the time to sit with your child to read him or her stories. Reading aloud is valuable for children of all ages.


Why Is Reading Aloud Important?

Reading aloud with your children helps them to develop and improve their literacy skills. When you read stories to your children, you are giving them a positive reading role model. Watching you read helps your children build their knowledge of the printed word and develop a sense of language patterns. As you read and point out words and images, your children begin to connect the words you are saying with the words on the page.



Video - Reading Aloud Part 1

Please watch the opening scene, followed by the first segment, Reading Aloud Part 1. Press pause or stop the video once you have completed this segment. Watch it a second time if you wish.




Activity

Think about the video you just watched. Try to answer the following questions in your notebook:

1. How did the father respond when his son asked him to read a story? Was he enthusiastic and excited or distracted and uninterested?
2. How did they choose the book?
3. How do you think the son felt during their reading time?
4. How do you think the father's attitude about reading will affect his son?
5. What did you notice about the way the father interacted with his son when he read the story?
6. What do you think he could have done to better involve his son in the story?

Video - Reading Aloud Part 2

Please watch Reading Aloud Part 2. Press pause or stop the video once you have finished this segment. Watch it again if you wish.



Activity

Take a moment to think about how the experience was different this time. Answer the following questions in your notebook:

1. Where did the father and son keep their books?
Why might this be better than the first time?
2. How did they choose the book they were going to read?
3. How did the father begin the story?
4. How did the father read the story differently this time?
5. What did the father do to involve his son throughout the story?
6. How did the father extend the activity even after the story was finished?
7. How do you think the son felt this time?

When you have completed this activity, look at your **Ideas for Reading at Home** handout to make sure that you understood all of the ideas suggested in the Reading Aloud video segment.

Build Reading Readiness

Encourage young children and even infants to handle books. Show them how to hold them and how to turn the pages. Talk out loud about the pictures or colours. Point out familiar animals or objects. Building this reading readiness is an important step in the process of learning to read.

